

Type

Project

Catalog No.

Lamp/Wattage

NUTP8-LED (Amber Finish)

NUTP8-WLED (White Finish)

High Output LED Tape Light Section

PRODUCT DESCRIPTION

High Output LED Tape Light has three times the light output of our standard tape, and is a perfect solution for your LED linear lighting needs. Very low profile High Output LED Tape is great for use in cove lighting, architectural enhancements, under cabinet or many more discreet locations. Each roll comes with (10) 12" sections linked together. This tape is available in amber finish for dark surfaces and white finish for white or light surfaces.

FEATURES

- Available in 10' roll, 12" section, or 4" section
- Available in 90+ CRI
- Available in Amber finish and White finish
- 350 lumens per foot with 4200 CCT
- Separable every 12", easily disconnected and connected without soldering
- Field cuttable every 4" or 6 LEDs
- Easy to install; pre-applied 3M™ tape or 15 acrylic mounting clips (included with roll)
- 7 available colors: Blue, Green, Red, Yellow (Amber), Cool White (4200K), White (3000K) Warm White (*2700K)
- cULus Listed for Damp Locations
- Exceeds Title 24 high efficacy requirements
- No soldering or additional wiring is required
- No flicker delay or warm up like compact fluorescent products
- No UV light or infrared wavelengths
- Three Year Limited Warranty

Included with every roll:

(1) 10' Tape Light Roll, (15) Acrylic Mounting Clips with screws [NATHR-685], and (1) 12" Power Line Interconnector [NAHO-609].

CONSTRUCTION

The tape can be cut every 6 LEDs at marked intervals, cutting does not effect circuit. LED Tape Light is also separable every 12", simply separate pieces as this eliminates soldering when using partial rolls.

MOUNTING

Each Tape Light section comes with pre-applied 3M™ adhesive tape for simple installation. An optional aluminum channel or clear acrylic clips are available.

LIMITATIONS

- Not rated or warranted for enclosure applications
- No singular run to exceed 10'

ELECTRICAL

Voltage: 24V DC

Power Consumption: 4 Watts per foot (40W Total)

Lumens: Up to 350 Lumens per foot

Light Source:

18 LEDs / 4.2W per foot

180 LEDs / 42W per roll

Operating Temperature: -25°C to 45°C

Life Expectancy: 50,000 Hours

Maximum Run Length: 10' on a single run (96W and 100W Drivers rated for 20' total but limited to 10' max per single run [i.e. 2 runs of 10'])

Labels and Warranty

cULus Listed for Damp Location

IP44 Rated

Title 24 Compliant

California Energy Commission

Three Year Warranty



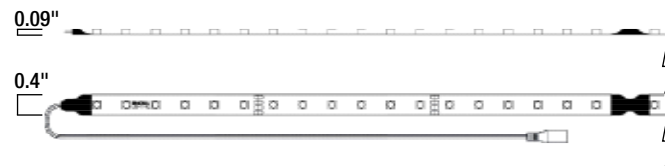
24V Damp Label High Output LED Tape Light Section

Catalog No.	Finish	Roll Length	Source	90+ CRI	Color Temp.	Section Length
NUTP8-	(blank) = Amber Finish	10 = 10ft	LED	9 = 90+CRI (White only)	27* = 2700K	/4 = 4"
	W = White Finish				30 = 3000K 42 = 4200K B = Blue G = Green R = Red Y = Yellow	

*Available in White finish Tape Only (NUTP8-W)

Source: 350 Lumens / 4.2W per Foot LEDs

DIMENSIONS



Length: 4", 12", 10'
Width: 0.4"
Depth: 0.09"

ACCESSORIES

Item Number	Description
NAHO-602	2" Interconnection Cable
NAHO-606	6" Interconnection Cable
NAHO-618	18" Interconnection Cable
NAHO-636	36" Interconnection Cable
NAHO-672	72" Interconnection Cable
NAHO-600	"Y" Splitter Cable
NAHO-601	"X" Splitter Cable
NATHR-685	Clear Acrylic Mounting Clips (Pack of 15)
NATL-403	End Cap
NATHR-680	4" Aluminum Channel
NAHO-609	12" 24V Power Line Interconnector
NAHO-611	11" 24V Power Line Interconnector with Switch
NATL-C23	4" Aluminum Channel, Shallow w/ Wings
NATL-C24	4" Aluminum Channel, Shallow
NATL-C25	4" Aluminum Channel, Deep w/ Wings
NATL-C26	4" Aluminum Channel, Deep
NATL-C27	4" Aluminum Channel, J-Style
NATL-C28	4" Aluminum Channel, Corner
NATL-518	In-Line Dimmer (12V & 24V, 72W Max)

HARDWIRE DRIVERS

Item Number	Description
NATL-530HW	24V 30W Class II Hardwired Electronic Driver (Requires NUSP-JBox or NRA-6035)
NATL-560HW	24V 60W Class II Hardwired Electronic Driver (Requires NUSP-JBox or NRA-6035)
NATL-5060HW	24V 60W Class II Hardwired LED Driver (Includes NALTL-10 power line connector.)
NATL-5100HW	24V 100W Class II Hardwired LED Driver (Includes NALTL-10 power line connector.)
NMT-303/24C2D1	120V/24V 300W Dimmable Class II Remote Hardwire Magnetic Driver w/Regulator
NMT-303/24C2D2	277V/24V 300W Dimmable Class II Remote Hardwire Magnetic Driver w/Regulator
NMTD-60/24D	60W Dimmable Class II Remote Hardware Magnetic Driver
NMTD-96/24D	96W Dimmable Class II Remote Hardware Magnetic Driver

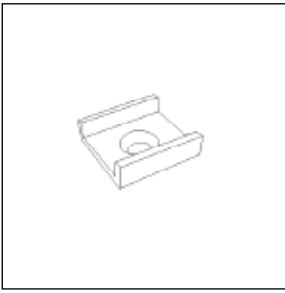
PLUG-IN DRIVERS

NATL-524	24V 24W Direct Plug-In LED Driver
NATL-545	24V 45W Direct Plug-In LED Driver
NATL-596	24V 96W* Class II Plug-In Electronic LED Driver *De-rate by 20% for maximum load

DRIVER ACCESSORIES

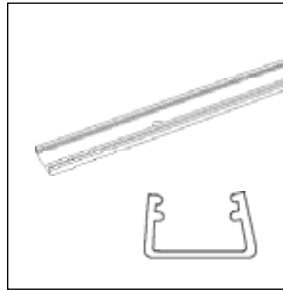
NALTL-10	Replacement 10' Power Line Connector for NMT Series & NATL-5100HW
NALTL-30	Replacement 30' Power Line Connector for NMT Series & NATL-5100HW
NATL-302	24V 5" Splitter
NATL-415	Low Voltage Splice Box
NRA-125/6	6" Extension Cord for NATL-530HW & NATL-560HW
NRA-125/12	12" Extension Cord for NATL-530HW & NATL-560HW
NRA-125/18	18" Extension Cord for NATL-530HW & NATL-560HW
NRA-125/72	72" Extension Cord for NATL-530HW & NATL-560HW
NRA-6035W/6	6' Cord and Plug for NATL-530HW & NATL-560HW
NRA-6035W/10	10' Cord and Plug for NATL-530HW & NATL-560HW
NUSP-JBox	Junction Box required for hardwiring NATL-530HW & NATL-560HW

HIGH OUTPUT LED TAPE LIGHT OPTIONAL ACCESSORIES



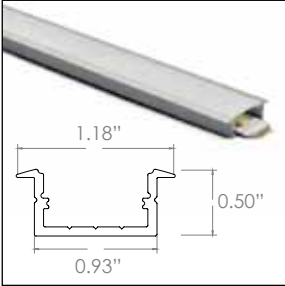
Mounting Clips

NATHR-685 Pack of 15
Used to mount tape light to surface, includes mounting screws. Pack of 15 are included with every Tape Light roll (16').



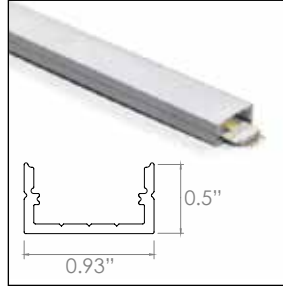
4' Aluminum Channel

NATHR-680 48" long
Used to mount tape light to various surfaces. Tape Light snaps into the channel. Field Cuttable. Recommended for most installations.



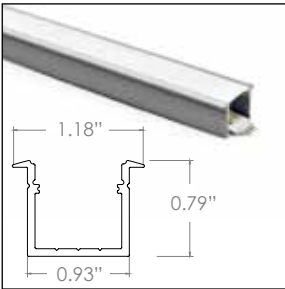
4' Shallow w/Wings Aluminum Channel

NATL-C23 48" long
Used to mount tape light to various surfaces. Plastic diffuser & End caps included. Field Cuttable. Recommended for most installations.



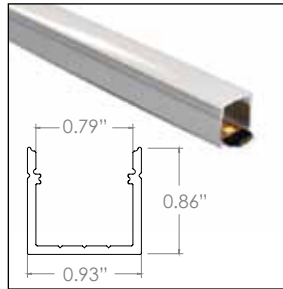
4' Shallow Aluminum Channel

NATL-C24 48" long
Used to mount tape light to various surfaces. Plastic diffuser & End caps included. Field Cuttable. Recommended for most installations.



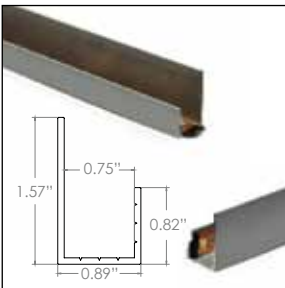
4' Deep w/Wings Aluminum Channel

NATL-C25 48" long
Used to mount tape light to various surfaces. Plastic diffuser & End caps included. Field Cuttable. Recommended for most installations.



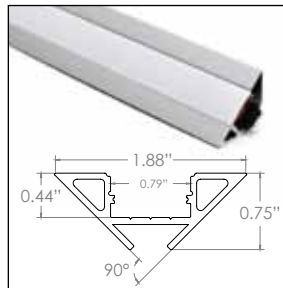
4' Deep Aluminum Channel

NATL-C26 48" long
Used to mount tape light to various surfaces. Plastic diffuser & End caps included. Field Cuttable. Recommended for most installations.



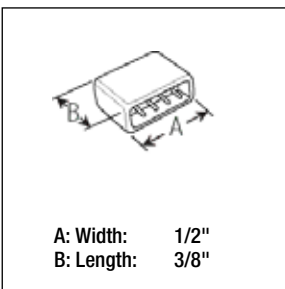
4' J-Style Aluminum Channel

NATL-C27 48" long
Used to mount tape light to various surfaces. Field Cuttable. Recommended for most installations.



4' Corner Aluminum Channel

NATL-C28 48" long
Used to mount tape light to various surfaces. Plastic diffuser & End caps included. Field Cuttable. Recommended for most installations.



End Cap

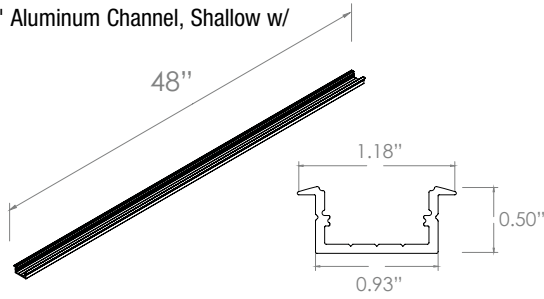
NATL-403
Used to cover open end of Tape Light.

HIGH OUTPUT LED TAPE LIGHT ACCESSORIES

Aluminum Channel

Used to mount tape light to various surfaces.
Includes plastic diffuser

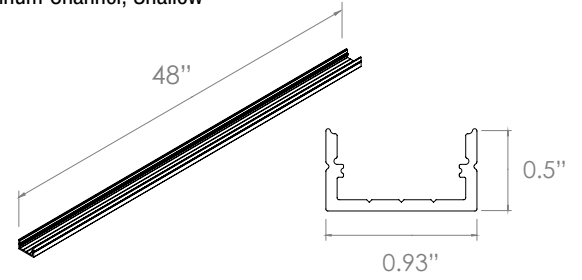
NATL-C23: 4' Aluminum Channel, Shallow w/
Wings



Aluminum Channel

Used to mount tape light to various surfaces.
Includes plastic diffuser

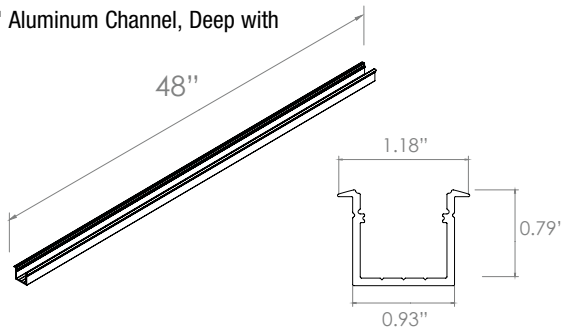
NATL-C24: 4' Aluminum Channel, Shallow



Aluminum Channel

Used to mount tape light to various surfaces.
Includes plastic diffuser.

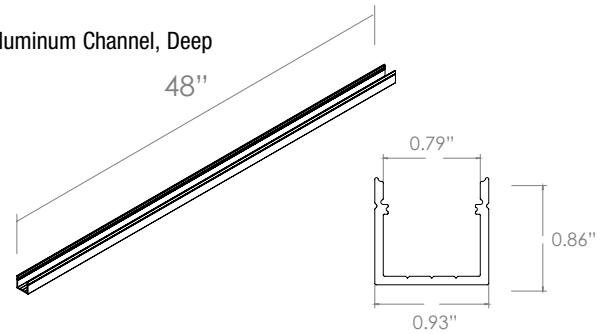
NATL-C25: 4' Aluminum Channel, Deep with
Wings



Aluminum Channel

Used to mount tape light to various surfaces.
Includes plastic diffuser.

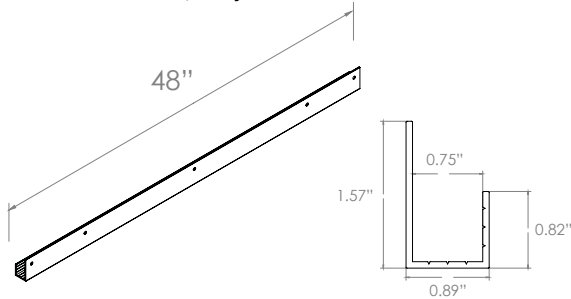
NATL-C26: 4' Aluminum Channel, Deep



Aluminum Channel

Used to mount tape light to various surfaces.

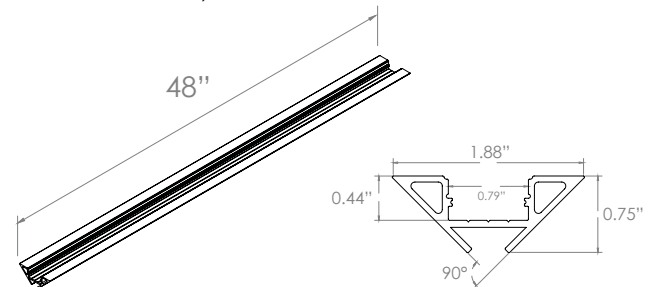
NATL-C27: 4' Aluminum Channel, J-Style



Aluminum Channel

Used to mount tape light to various surfaces.
Includes plastic diffuser.

NATL-C28: 4' Aluminum Channel, Corner



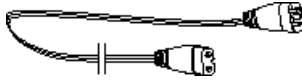
NATHR-680 - 4' Aluminum Channel



Used to mount tape light to various surfaces. Tape Light snaps into the channel.
Field Cuttable. Recommended for most installations.

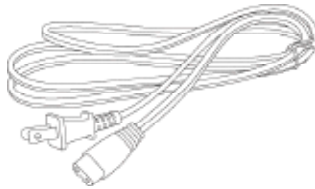
HIGH OUTPUT LED TAPE LIGHT DRIVERS AND DRIVER ACCESSORIES

- NRA-125/6** - 6" Flexible Connector
- NRA-125/12** - 12" Flexible Connector
- NRA-125/18** - 18" Flexible Connector
- NRA-125/72** - 72" Flexible Connector




Used to extend length between NUSP-JBox and NAPK-530HW/12 & NAPK-560HW/12
Can be joined together to create custom lengths.

- NRA-6035W/6** - 6' Flexible Power Cord
- NRA-6035W/10** - 10' Flexible Power Cord



Used to convert NAPK-530HW/12 & NAPK-560HW/12 into a direct plug-in driver.

NMT-303/24C2D1 - 24V, 300W (3x100W Breakers) C2 Dim. Hardwire Magn. Driver w/ Regulator for Constant Current & Voltage.



- NATL-530HW** - 24V, 30W. Class II Hardwire LED Driver.
- NATL-560HW** - 24V, 60W. Class II Hardwire LED Driver.

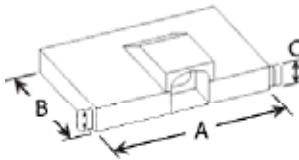


CONVERT TO
PLUG-IN DRIVER
WITH NRA-6035



Requires NUSP-JBox for hardwiring or NRA-6035 for direct plug-in

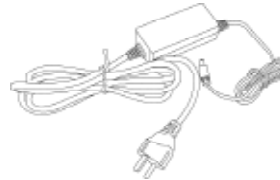
NUSP-JBox - Junction Box for Hardwired LED Drivers



- A: Width: 4-1/2"
- B: Length: 2-3/4"
- C: Height: 1-1/2"

To be used with NAPK-530HW/12 & NAPK-560HW/12 Drivers.
Capable of feeding two separate LED Drivers. Accepts Romex® or flex.
Includes (1) male to male connector and (1) male to female connector

NATL-596 - 24V 96W Class II Plug-In Electronic LED Driver



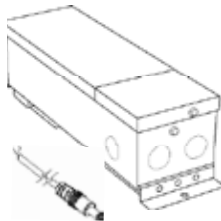
Power line interconnector required for 24V LED Lightbar or 24V LED Tape Light

- NATL-524** - 24V, 24W. Direct Plug-in LED Driver.
- NATL-545** - 24V, 45W. Direct Plug-in LED Driver.




Power line interconnector required for 24V LED Lightbar or 24V LED Tape Light

- NATL-5060HW** - 24V, 60W Class II Hardwire LED Driver includes Hardwire Box and 10' Power Line Connector
- NATL-5100HW** - 24V, 100W Class II Hardwire LED Driver includes Hardwire Box and 10' Power Line Connector



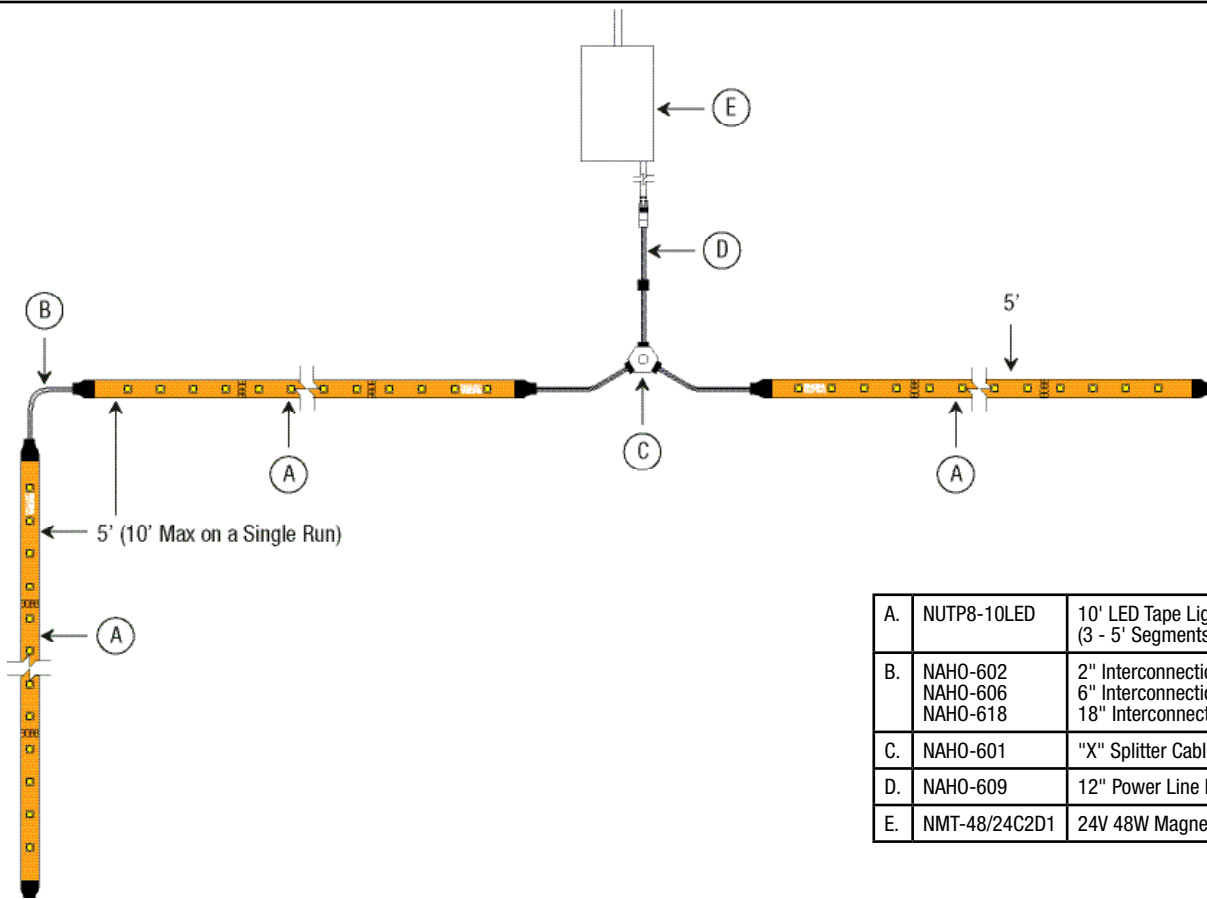
Power line interconnector required for 24V LED Lightbar or 24V LED Tape Light

- NMTD-60/24D** - Dimmable Class II Remote Hardware Magnetic Driver (60W)
- NMTD-96/24D** - Dimmable Class II Remote Hardware Magnetic Driver (96W)



Dimmable Class II Remote Hardware Magnetic Driver
With Integral Regulator for Constant Current and Voltage. Includes NALTL-10 120/277V

SAMPLE LAYOUT



A.	NUTP8-10LED	10' LED Tape Light Roll (3 - 5' Segments)
B.	NAHO-602 NAHO-606 NAHO-618	2" Interconnection Cable 6" Interconnection Cable 18" Interconnection Cable
C.	NAHO-601	"X" Splitter Cable
D.	NAHO-609	12" Power Line Interconnector
E.	NMT-48/24C2D1	24V 48W Magnetic LED Driver

A.	NUTP8-LED/12	(10) 12" LED Tape Light Sections
B.	NUTP8-LED/4	(6) 4" LED Tape Light Sections
C.	NAHO-600	"Y" Splitter Cable
D.	NAHO-602 NAHO-606 NAHO-618	2" Interconnection Cable 6" Interconnection Cable 18" Interconnection Cable
E.	NAHO-600	"X" Splitter Cable
F.	NAHO-609	12" Power Line Interconnector
G.	NATL-560HW	60W Class II Hardwire LED Driver
H.	NRA-6035W/6	Flexible 6' Power Cord

